

LAVOR

SIMPLY STRONGER



lavorwash.com.au



Australian
Professional and Domestic
Catalogue
2024

	Cold Water Electric Range Domestic & Home use Models	Page 3		Industrial Portable Air Conditioners	Page 22
	Cold Water Electric Range Commercial and Industrial Models	Pages 4-6		High Pressure Cleaner Accessories Nozzle Range	Page 23
	Hot and Cold Water Electric Range Commercial and Industrial Models	Pages 7-9		High Pressure Cleaner Accessories Attachments	Page 24
	Petrol / Diesel Powered Pressure Cleaner Range Commercial and Industrial Models	Pages 10-12		Standard High Pressure Cleaner Accessories	Page 25
	Commercial Vacuum Cleaner / Spray Extraction Range	Pages 13-14		High Pressure Cleaner Accessories Pistols / Guns / Lances	Page 26
	Commercial & Industrial Sweeper Range Walk-behind and Ride-on Models	Page 15		Lances / Water Filters	Page 27
	Commercial & Industrial Scrubber / Dryer Range Walk-behind and Ride-on Models	Page 16		High Pressure Cleaner Accessories Barrel / Surface Cleaners	Page 28
	Optional Accessories	Page 18		High Pressure Cleaner Accessories Adapters / Hose Reels	Page 29
	Commercial & Industrial Steam Generators	Page 19		Bay Wash Booms	Page 30
	Diesel Space Heater Range Fan forced and Infrared Radiant Models	Pages 20-21		Nozzle & Washing Accessories Nozzle Quick Selection Guide for Sizing	Page 31

Cold Water Electric Range

Domestic & Home use Models



Space 180

- Low maintenance universal brush motor
- Three pistons, with built-in by-pass valve
- Automatic Stop System
- Built-in detergent tank for direct suction
- Hose storage reel
- Accessory storage facility
- Turbo lance

COLD WATER HIGH-PRESSURE CLEANERS

code	8.107.0015
bar code	8013298208791
max pressure (PSI)	2610 (space 180Bar)
max delivery rate (lpm)	8.5
power requirement (V)	240 (1ph) (10Amp)
abs. power (W)	2400
weight (Kg)	12.5
packing dim. (cm)	37 x 37 h 54



STANDARD EQUIPMENT



STANDARD EQUIPMENT



INDUCTION MOTOR POWERED

COLD WATER HIGH-PRESSURE CLEANERS

code	8.010.0024
bar code	8013298204311
max pressure (PSI)	2175 (150 Bar)
max delivery rate (l/m)	6.5
power requirement (V)	240V (10Amp)
abs. power (W)	2.2KW (2.9HP)
weight (Kg)	19,5
packing dim. (cm)	37 x 60 h x 47



Rhino 150

- Trigger Gun
- Vario Spray Lance
- Turbo Spray Lane and Nozzle, Quick Release
- 8 Metre High Pressure Nylon Reinforced Hose
- Patio Cleaner
- Rotating Wash Brush
- Fixed Wash Brush
- Automatic Stop System
- Induction (Brushless) Powered Motor
- Steel Pistons
- Wheels & Trolley
- Hose Storage Reel



Vertigo 28

- Low maintenance induction motor
- Three pistons, anodised pump head with built-in by-pass valve
- Automatic Stop System
- Built-in detergent tank for direct suction
- Hose-reel
- Accessory storage facility
- Turbo lance
- Fixed brush
- Rotary brush
- Set of 4 nozzles



COLD WATER HIGH-PRESSURE CLEANERS

code	8.047.0063
bar code	8013298210275
max pressure (PSI)	2320
max delivery rate (lpm)	8.5
power requirement (V)	240 (1ph) (10Amp)
abs. power (W)	2400
weight (Kg)	23.5
packing dim. (cm)	40,5 x 40,5 h 60

Qty: 20'=198 40'=432 40' HQ=432
Floor loaded not available



STANDARD EQUIPMENT



INDUCTION MOTOR POWERED



The Cold Water Electric range of Pressure Cleaners offered in Australia by Lavorwash caters for a number of models required for things from small units for occasional home use through to large Heavy Duty professional units required for heavy use. Whilst the units are shown with the accessories that come standard with the unit, there is a range of other accessories to further compliment the performance of the unit to meet your specific requirements.

STANDARD EQUIPMENT COLD WATER HIGH-PRESSURE CLEANERS



T.S. Total Stop

code	8.673.0012
Pump Type	MPBX1 / 2800 RPM
max pressure (PSI)	2600
max delivery rate (l/m)	9 litres/min, 540 litres/hour
power requirement (V)	240 (1ph)
abs. power (W)	2800
power	10 amp
weight (Kg)	23
packing dim. (cm)	39 x 39 h 71

YouTube



Maine 1409XP

- Three steel pistons, brass axial pump head with built-in by-pass valve.
- Suction and delivery S. S. valves.
- Integrated detergent suction with external suction probe.
- Power cable holder.
- High pressure hose holder.
- Accessory holder.
- Ergonomic handle.



Tucson 1211

- Four Pole Electric Motor (1450 RPM) with Thermal Protection
- Three Ceramic Coated Pistons, Brass Linear Pump Head with Built-In By-Pass Valve
- Suction and Delivery Stainless Steel Valves
- Built-In Detergent Tank for Indirect Suction
- Pressure Regulator
- Glycerine Pressure Gauge
- Accessory Holder
- On-Board Hose Reel

COLD WATER HIGH-PRESSURE CLEANERS

code	8.671.0035
pump type/RPM	1450
max pressure (PSI)	1800
max delivery rate (l/m)	11 litres/minute, 660 litres/hour
power requirement (V)	240 (1ph)
power	10 amp
weight (Kg)	33
packing dim. (cm)	65cm x 40cm x 80cm

STANDARD EQUIPMENT



CRANKSHAFT **T.S.** Total Stop 1450 RPM

BRASS HEAD



HyperC1211

- 4 pole electric motor (1450 RPM) with thermal protection
- Three ceramic pistons, brass linear pump head with built-in by-pass valve
- Integrated elastic motor/pump coupling for shock absorption
- Suction and delivery S/S valves
- Integrated detergent suction with external suction probe
- Pressure regulator
- Glycerine pressure gauge
- Steel frame and covers

COLD WATER HIGH-PRESSURE CLEANERS

code	8.654.0077
bar code	801329820179
max pressure (PSI)	1800
max delivery rate (l/m)	11.6
power requirement (V)	240 (1ph) (15Amp)
abs. power (W)	3000
weight (Kg)	56
packing dim. (cm)	55x60x60

STANDARD EQUIPMENT



STANDARD EQUIPMENT



COLD WATER HIGH-PRESSURE CLEANERS

code	8.654.0143
bar code	8013298167685
max pressure (PSI)	3000
max delivery rate (l/m)	15
power requirement (V)	415 (3ph) (20Amp)
abs. power (W)	7000
weight (Kg)	56
packing dim. (cm)	55x60x60



HyperC2015

- 4 pole electric motor (1450 RPM) with thermal protection and water cooling
- Three ceramic pistons, brass linear pump head with built-in by-pass valve
- Integrated elastic joint, for best pump coupling
- Low voltage and delayed Total Stop
- Suction and delivery S/S valves
- Integrated detergent suction with external suction probe
- Pressure regulator
- Glycerine pressure gauge
- Steel frame and covers



HyperC2021

- 4 pole electric motor (1450 RPM) with thermal protection and water cooling
- Three ceramic pistons, brass linear pump head with built-in by-pass valve
 - Integrated elastic joint
- Low voltage and delayed Total Stop
- Suction and delivery S/S valves
 - Integrated detergent suction with external suction probe
- Pressure regulator
- Glycerine pressure gauge
- Steel frame and covers

COLD WATER HIGH-PRESSURE CLEANERS

code	8.654.0144
bar code	8013298167821
max pressure (PSI)	3000
max delivery rate (l/m)	21
power requirement (V)	415 (3ph) (20Amp)
abs. power (W)	9400
weight (Kg)	58
packing dim. (cm)	55x60x60

STANDARD EQUIPMENT



Wallmount1211



- 4 pole electric motor (1450 RPM) with thermal protection
- Three ceramic pistons and brass linear pump head with built-in by-pass valve
- Integrated elastic motor/pump coupling for shock absorption
- Suction and delivery S/S valves
- Pressure regulator
- Glycerine pressure gauge
- Stainless steel cabinet and chassis
- Zero line/hose pressure unloader system for heavy use protection of unattended unit

COLD WATER HIGH-PRESSURE CLEANERS

code	8.626.0048
bar code	8013298202539
max pressure (PSI)	1740
max delivery rate (l/m)	11.6
power requirement (V)	240 (1ph) (15Amp)
abs. power (W)	3000
weight (Kg)	42
packing dim. (cm)	75 x 50 h 31

STANDARD EQUIPMENT



**WALL BRACKETS
OPTIONAL**

STANDARD EQUIPMENT

COLD WATER HIGH-PRESSURE CLEANERS



code	8.626.0044
bar code	8013298202546
max pressure (PSI)	3000
max delivery rate (l/m)	15
power requirement (V)	415 (3ph) (20Amp)
abs. power (W)	7000
weight (Kg)	46
packing dim. (cm)	75 x 50 h 31


Wallmount2015

- 4 pole electric motor (1450 RPM) with thermal protection and water cooling
- Three full ceramic pistons, brass linear pump head with built-in by-pass valve
- Integrated elastic joint, for best pump coupling
- Low voltage and delayed Total Stop
- Suction and delivery S/S valves
- Pressure regulator
- Glycerine pressure gauge
- Stainless steel cabinet and chassis
- Zero line/hose pressure un-loader system for heavy use protection of unattended units



**WATER
COOLING**

**WALL BRACKETS
OPTIONAL**



A multi vehicle wash bay installation at a new car dealership in Melbourne using the Wallmount2015 and Stainless Steel wash booms

Hot and Cold Water Electric Range

Commercial and Industrial Models



The Hot & Cold Water Electric Pressure Cleaner range of product we offer in Australia covers everything from Commercial through to our Professional Hyper range of machines. We have units for workshops, rural duties as well as for the most hardened professional use. Lavorwash Australia's speciality is the Hyper range, with our pricing giving us a very competitive edge on some very serious cleaning equipment.

DARWIN PLUS 1310XP



- Industrial Gun (Stainless Steel Trigger Seat) • Industrial Spray Lance (Fixed Nozzle)
- 10 Metre On-Board High Pressure Hose Reel
- Brass Pump Head • Brass Guide
- Ceramic Coated Stainless Steel Piston Diesel Fired Hot Water Adjustable to 90C
- Onboard Detergent Tank for Low Pressure Detergent Application
- Delayed Total Stop

HOT WATER HIGH-PRESSURE CLEANERS

code	8.675.0016
bar code	8013298029686
max pressure (PSI)	1800
max delivery rate (l/m)	10
power requirement (V)	240 (1ph) (15Amp)
motor specifications	240V (15 Amp), 3.0KW (4.0HP)
pump type/RPM	2800
weight (Kg)	82
packing dim. (cm)	80cm x 55cm x 100cm

STANDARD EQUIPMENT



STANDARD EQUIPMENT



HOT WATER HIGH-PRESSURE CLEANERS

code	8.621.1007
bar code	8013298027040
max pressure (PSI)	1800
max delivery rate (l/m)	11
power requirement (V)	240 (1ph) (15 Amp)
pump type/RPM	CL4/1450
abs. power (W)	3000
weight (Kg)	100
packing dim. (cm)	71 x 110 h 110

LKX1310LP

- Four Pole Electric Motor with Thermal Protection
- Three Ceramic Coated Pistons
- Brass Crankshaft Pump Head with Built-In By-Pass Valve
- Low Voltage and Delayed Total Stop
- Suction and Delivery Stainless Steel Valves
- Vertical Burner with High Thermal Efficiency Steel Coil
- Adjustable Temperature Thermostat
- Detergent Tank for Indirect Suction
- Low Fuel Safety Cut Out



HyperL1211



- 4 pole electric motor (1450 RPM) with thermal protection
- Three ceramic pistons, brass head crankshaft pump head with built-in by-pass valve
- Integrated elastic joint
- Low voltage and delayed Total Stop
- Suction and delivery S/S valves
- Vertical burner with high thermal efficiency
- Adjustable temperature thermostat
- Detergent tank built-in for high pressure detergent application
- Low fuel safety cut out
- **S/Steel heating coil with 3 year warranty**
- High pressure detergent application

HOT WATER HIGH-PRESSURE CLEANERS

code	8.621.3055
bar code	8013298026654
max pressure (PSI)	1800
max delivery rate (l/m)	11.6 (15Amp)
abs. power (W)	3000
weight (Kg)	109
power requirement (V)	240(1ph)
packing dim. (cm)	71 x 113 h 110



STANDARD EQUIPMENT



STANDARD EQUIPMENT



HOT WATER HIGH-PRESSURE CLEANERS

code	8.621.1041
bar code	8013298026012
max pressure (PSI)	3000
max delivery rate (l/m)	15
power requirement (V)	415 (3ph) (20Amp)
abs. power (W)	7500
weight (Kg)	129
packing dim. (cm)	71 x 113 h 110



HyperL2015

- 4 pole electric motor with thermal protection and water cooling
- Three ceramic pistons and brass head crankshaft pump head with external extra heavy duty bypass valve
- Integrated elastic joint
- Low voltage and delayed Total Stop
- Suction and delivery S/S valves
- Vertical burner with high thermal efficiency
- Adjustable temperature thermostat
- Detergent tank built-in for high pressure detergent application
- Low fuel safety cut out
- **S/Steel heating coil with 3 year warranty**
- High pressure detergent application



HyperT2021



- 4 pole electric motor with thermal protection and water cooling
- Three ceramic pistons, brass head crankshaft pump head with external extra heavy duty bypass valve
- Integrated elastic joint
- Low voltage and delayed Total Stop
- Vertical burner with high thermal efficiency
- Adjustable temperature thermostat
- Header tank and anti-scale device
- Pressure accumulator/dampener for shock absorption
- **S/Steel heating coil with 3 year warranty**
- High pressure detergent application

HOT WATER HIGH-PRESSURE CLEANERS

code	8.623.0931
bar code	8013298026036
max pressure (PSI)	3000
max delivery rate (l/m)	21
power requirement (V)	415 (3ph) (20Amps)
abs. power (W)	9400
weight (Kg)	171
packing dim. (cm)	78 x 130 h 115



STANDARD EQUIPMENT



Hot and Cold Water Electric Range

Commercial and Industrial Models



Vulcano



- Boiler feeding: Diesel oil. Vertical burner with high thermal efficiency steel coil
- Shock-resistant self-bearing frame
- 4 big wheels for easy move
- Gas-oil tank high capacity ensuring longer working
- Quick couplings supplied with the machine
- Diesel tank capacity 18 l
- Galvanized steel frame

PORTABLE BOILER


code	8.699.0015
bar code	
max pressure (PSI)	3000
max delivery rate (l/h)	1260 (10Amps)
abs. power (W)	300
weight (Kg)	44
packing dim. (cm)	71 x 113 h 110

OPTIONAL EQUIPMENT

- High pressure hose 3/8" Ø 5/16" 10 m, to connect any cold high pressure cleaner to Vulcano (optional)



4.618.0012



A dairy farmer in country Victoria using a Hot/cold pressure cleaner to clean dairy walls. The right machine for the job can make light work for this application

Installation of two Wallmount1211 units and wash booms into a commercial wash bay. This setup washes in excess of 80 cars per day



STANDARD EQUIPMENT



COLD WATER HIGH-PRESSURE CLEANERS WITH PETROL ENGINE

code	8.601.0185
bar code	8013298203765
max pressure (bar)	210
max delivery rate (l/h)	690
RPM	3000 - 4 stroke
motor power (hp)	7
weight (Kg)	37
packing dim. (cm)	60 x 50 h.60



Thermic7

- Industrial Trigger Gun
- Industrial Steel Spray Lance for Quick Release Nozzles
- 6 Quick Release Nozzles (0, 15, 25, 40, Turbo, Detergent)
- Turbo Nozzle (Ceramic Nozzle & Seat)
- Loncin 7HP Petrol Motor with 2 Year Warranty
- Lavor Industrial Crankshaft Pump CL4 Rated At 1500 Hours
- Ceramic Coated Stainless Steel Pistons
- Brass Pump Head
- Thermal Protective Dump Valve on Pump
- Easy Check Oil Level Sightless on Pump
- 12 Metre Steel Braided High Pressure Hose
- Detergent Pickup Tube • Strong Steel Trolley
- Pneumatic Tyres



Thermic3500



- Unleaded petrol engine
- Three ceramic sleeve pistons
- Heavy Duty Italian linear pump with Brass head
- Adjustable pressure unloading valve
- By-pass thermal dump valve
- Low pressure detergent pickup
 - Honda GX 390 motor
 - 2:1 Reduction gearbox
- Non-marking HP hose 15 m (grey)
- Wide (25 cm) pneumatic tyres

COLD WATER HIGH-PRESSURE CLEANERS WITH PETROL ENGINE

code	8.601.0022
bar code	
max pressure (PSI)	3500
max delivery rate (lpm)	15
RPM	1700 - 4 stroke
motor power (hp)	13
weight (Kg)	75
packing dim. (cm)	85 x 70 h 65



STANDARD EQUIPMENT



STANDARD EQUIPMENT



COLD WATER HIGH-PRESSURE CLEANERS WITH PETROL ENGINE

code	8.601.0027
bar code	
max pressure (psi)	4000
max delivery rate (lpm)	15
RPM	3400 - 4 stroke
motor power (hp)	15
weight (Kg)	79
packing dim. (cm)	85 x 60 h 65



Power4000

- Unleaded petrol engine
- Three ceramic sleeve pistons
- Heavy Duty Italian linear pump with Brass head
- Adjustable pressure unloading valve
- By-pass thermal dump valve
- Low pressure detergent pickup
- Wide (25cm) pneumatic tyres



STANDARD EQUIPMENT



COLD WATER HIGH-PRESSURE CLEANERS WITH PETROL ENGINE

code	8.601.0021
bar code	
max pressure (PSI)	4000
max delivery rate (lpm)	15
RPM	3400 - 4 stroke
motor power (hp)	13
weight (Kg)	75
packing dim. (cm)	85 x 60 h 65

Thermic4000

- Unleaded petrol engine
- Three ceramic sleeve pistons
- Heavy Duty Italian inear pump with Brass head
- Adjustable pressure unloading valve
- By-pass thermal dump valve
- Low pressure detergent pickup
- HondaGX390 motor
- Stainless Steel trolley
- Non-marking high pressure hose 15 m(grey)
- Wide (25 cm) pneumatic tyres



Thermic 10K

- Diesel powered engine
- Three ceramic sleeve pistons
- Heavy Duty Italian linear pump with Brass head
- Adjustable pressure unloading valve
- By-pass thermal dump valve
- Low pressure detergent pickup
- Kohler motor, 10 HP, electric start
- 2:1 Reduction gearbox
- Galvanised roll cage

COLD WATER HIGH-PRESSURE CLEANERS WITH DIESEL ENGINE

code	8.601.0019
bar code	
max pressure (psi)	3000
max delivery rate (lpm)	15
RPM	1440 - 4 stroke
motor power (hp)	10
weight (Kg)	82
packing dim. (cm)	100 x 66 h 92

STANDARD EQUIPMENT



STANDARD EQUIPMENT



COLD WATER HIGH-PRESSURE CLEANERS WITH PETROL ENGINE

code	8.601.0019
bar code	
max pressure (psi)	4000
max delivery rate (lpm)	15
RPM	1440 - 4 stroke
motor power (hp)	13
weight (Kg)	75
packing dim. (cm)	90 x 75 h x 70mm

Thermic 4000RC

- Industrial Trigger Gun (Stainless Steel Trigger)
- Optional Industrial Twin Spray Lance (Stainless Steel) OR Fixed Lance with Quick Release Nozzles
- Brass Pump Head
- Ceramic Pistons
- Thermal Protective Dump Valves
- Adjustable Pressure
- 15 Metre, Non-marking, Double Steel Braided High Pressure Hose
- Detergent Pickup Tube
- Onboard Water Filter
- Stainless Steel Trolley
- Pneumatic Tyres



Lavor4015HE




Industrial Trigger Gun (Stainless Steel Trigger) • Optional Industrial Twin Spray Lance (Stainless Steel) OR Fixed Lance with Quick Release Nozzles • Heavy Duty Italian Linear Pump with Brass Pump Head • Marine Sealed Battery • By-Pass Thermal Dump Valves • Low Pressure Detergent Pickup • 15 Metre, Non-marking, Double Steel Braided High Pressure Hose • Powder Coated Heavy Duty Steel Trolley with Centre Balanced Lift Hook • Wide (33cm) Pneumatic Tyres

HOT WATER HIGH-PRESSURE CLEANERS WITH PETROL ENGINE

code	8.601.0021
bar code	
max pressure (psi)	4000
max delivery rate (lpm)	15
RPM	1400 - 4 stroke
motor power (hp)	13
weight (Kg)	240
packing dim. (cm)	132 x 91h x 140



STANDARD EQUIPMENT



STANDARD EQUIPMENT




HOT WATER HIGH-PRESSURE CLEANERS WITH PETROL ENGINE

code	8.601.0026
bar code	
max pressure (psi)	4000
max delivery rate (lpm)	18
RPM	1400 - 4 stroke
motor power (hp)	18
weight (Kg)	150
packing dim. (cm)	56 x 101 h 115

Lavor4000H

- Unleaded petrol engine
- Three ceramic sleeve pistons
- Heavy Duty Italian linear pump with Brass head
- Adjustable pressure unloading valve
- By-pass thermal dump valve
- Low pressure detergent tank
- On-board diesel tank
- Briggs & Stratton motor, 18 HP, electric start
- Belt driven pump gear reduction down to 1400 RPM
- Diesel burner heating to 85° C
- Non-marking high pressure hose 15 m (grey)
- Skid mount (wheel kit optional)



LAVOR 4020HE




- Honda GX690 V-Twin 24HP Engine Electric Start
- Belt drive Belt Drive 1400 RPM Pump Speed triplex piston General pump with ceramic plungers
- Adjustable high pressure detergent injector
- Horizontal schedule 80 pipe coil
- Designed with the professional contract cleaners in mind
- Heavy-duty powder coated steel square tube skid frame

COLD WATER HIGH-PRESSURE CLEANERS WITH PETROL ENGINE

code	8.601.0025
bar code	
max pressure (psi)	4000
max delivery rate (lpm)	20
RPM	1440 - 4 stroke
motor power (hp)	24
weight (Kg)	340

STANDARD EQUIPMENT





Scirocco

WET AND DRY VACUUM CLEANER

- 2 silenced two stage motor
- Suction system with by-pass cooling • Plastic tank (PP)
- Professional closing hooks
- Static electric shock inhibitor
- Liquid float valve • Cloth filter
- 7 m power cable
- Easy standing head (during filter cleaning)
 - Cable holder
 - Traceless wheels

code	8.216.0516
voltage	220-240V ~ 50-60Hz
motor	2x1200W
power	10Amp
column depression	22 kPa/2240 mmH ₂ O
air suction	108 l/s
total volume/dust/liquid	78 l./35 l./48 l.
dimension/weight	62x51x99 cm / 35 kg

STANDARD EQUIPMENT



STANDARD EQUIPMENT WET AND DRY VACUUM CLEANER



code	8.213.0501
voltage	220-240V ~ 50-60Hz
motor	2x1200W
power	10Amp
column depression	22 kPa/2240 mmH ₂ O
air suction	108 l/s
total volume/dust/liquid	78 l./35 l./48 l.
dimension/weight	62x51x99 cm / 35 kg

DomusIR

- 2 silenced two stage motor
- Suction system with by-pass cooling • Stainless steel tank
- Professional closing hooks
- Static electric shock inhibitor
- Tilting tank • Fully removable tank • Shock proof trolley
- Liquid float valve
- Cloth filter
- 10m power cable
- Easy standing head (during filter cleaning)
- Cable holder
- Traceless wheels



TaurusIR

WET AND DRY VACUUM CLEANER

- 3 silenced two stage motors
- Suction system with by-pass cooling • Stainless steel tank
- Professional closing hooks
- Static electric shock inhibitor
 - Tilting tank
 - Fully removable tank
 - Shock proof trolley
 - Liquid float valve
 - Cloth filter
 - 10m power cable
- Easy standing head (during filter cleaning)
 - Cable holder
 - Traceless wheels

code	8.212.0501
voltage	220-240V ~ 50-60Hz
motor	3 x1200W
power	15Amp
column depression	22 kPa/2240 mmH ₂ O
air suction	162 l/s
total volume/dust/liquid	78 l./35 l./48 l.
dimension/weight	62x51x99 cm / 35 kg

STANDARD EQUIPMENT





ApolloIF

- Silenced two stage motor
 - Suction system with by-pass cooling
- S/S tank • Detergent pump (1x32W – 0,8 l/m – 3,5bar)
- Professional closing hooks
- Static electric shock inhibitor
 - Drain hose system • 11ltr. detergent tank • Shock proof trolley • Liquid float valve • Cloth filter
 - 10m power cable
- Easy standing head (during filter cleaning)
 - Traceless wheels

WET AND DRY VACUUM CLEANER WITH INJECTION/EXTRACTION

code	8.220.0501
voltage	220-240V ~ 50-60Hz
motors - power (max)	1 - 1200 (1400)W
power	10Amp
column depression	21,6 kPa/2220 mmH ₂ O
air suction	53 l/s
total volume/dust/liquid	50 l./21 l./35 l.
dimension/weight	62x51x85 cm / 35 kg

STANDARD EQUIPMENT



STANDARD EQUIPMENT



WET AND DRY VACUUM CLEANER WITH INJECTION/EXTRACTION

code	8.221.0508
voltage	230V ~ 50Hz
motors - power (max)	2 - 2200 (2400)W (1,5Amp)
column depression	22 kPa/2240 mmH ₂ O
air suction	108 l/s
total volume/dust/liquid	78 l./35 l./48 l.
dimension/weight	62x51x96 cm / 29,5 kg

SolarisIF

- 2 silenced two stage motors
- Suction system with by-pass cooling
- S/S tank • Detergent pump (2x48W – 0,7-1,2 l/m – 5 bar)
- Professional closing hooks
- Static electric shock inhibitor
- Drain hose system
- 25 ltr. detergent tank
- Shock proof trolley
- Liquid float valve
- Cloth filter
- 10m power cable
- Easy standing head (during filter cleaning)
- Traceless wheels



In Australia, Lavorwash offers a range of "Italian Made" Vacuums, Spray Extraction Cleaners, Sweepers and Scrubber Dryer machines. The Vacuums and Spray Extraction machines come in two or three motor versions. Our Sweepers come in either Battery or Petrol Powered models with both walk behind units and ride on. We also supply Scrubber Dryer machines which cover everything from small shops and kitchens, automotive workshops through to large industrial warehouses, shopping centres, public areas and facilities like hospitals or aged care facilities.

SWL700ET




- Ideal for medium and large surfaces
- Large filter surface with electric filter shaker
- Side brush raising control
- Suction switch off
- Flap raise system
- Panel filter in horizontal position
- Main brush pressure regulation
- Indirect back collection
- Quick main brush release
- Long life elastic belts
- Reclining handle
- Suction selection lever. Traction lever.
- Antistatic device.
- Wide collector tank
- Heavy duty steel frame
- Side brush mechanical engagement

BATTERY POWERED WALK BEHIND SWEEPERS


code	0.061.0001
main brush width	510 mm
main + side brush width	680 mm
collector tank	45 l
max working capacity	2620 m ² /h
motor type/power	12V / 400W
filter shaker	electric
weight	78 kg
packing dimensions	126X63X85



STANDARD EQUIPMENT



STANDARD EQUIPMENT



BATTERY POWERED WALK BEHIND SWEEPERS

code	0.061.0003
main brush width	710 mm
main + side brush width	880 mm
collector tank	60 l
max working capacity	3700 m ² /h
motor type/power	12 V / 400 W
filter shaker	electric
weight	89 kg
packing dimensions	126 x 83 h 85 cm



SWL900ET

- Ideal for medium and large surfaces
- Large filter surface with electric filter shaker
- Side brush raising control
- Suction switch off
- Flap raise system
- Panel filter in horizontal position
- Main brush pressure regulation
- Indirect back collection
- Quick main brush release
- Long life elastic belts
- Reclining handle
- Suction selection lever
- Traction lever
- Antistatic device
- Wide collector tank
- Side brush mechanical engagement
- Battery and battery charger not included.



SWL1000ET




- Ideal for large areas of cleaning either indoor or outdoor
- Main brush pressure regulation
- Fitted with 6 filters for clean air emission
- Electric filter shaker
- Capable of picking up most reasonable size surface rubble
- Forward & Reverse traction
- Flap raise foot pedal
- Dead-man safety switch on seat
- Flashing safety light
- Battery working life up to 5 hours(4 x 6V)
- Total width coverage 1230mm

BATTERY POWERED RIDE-ON SWEEPER/VACUUM

code	0.061.0006
main brush width	1000 mm
main + side brush width	1230 mm
collector tank	62 lt
max working capacity	6200 sq.m ² /h
motor type/power	24 V (4x6v)
filter shaker	electric
weight	260 kg
packing dimensions	143cm(l) x 91cm(w) x 114cm(h)



STANDARD EQUIPMENT



SCL50B



- Very compact scrubbing machines suitable to work for the maintenance cleaning of limited-size areas (up to 2000 m²)
- Especially suitable for cleaning: car shops, sales points, gym, health care
- Control panel with operator presence safety system
- Solution water filter and solenoid valve
- Quick drain and easily inspect-able recovery tank
- Non-marking wheels
- Low noise operation thanks to the protected positioning of vacuum motor.

BATTERY POWERED WALK BEHIND FLOOR SCRUBBER DRYER

code	8.527.0001
power supply	24V
scrubbing/squeegee width	500 / 800 mm
detergent tank capacity	44 l
recovery tank capacity	50-60 l
brush motor power	550 W
depression/vacuum motor	1280 mmH ₂ O/400 W
traction	mechanical
dimensions/weight	116x51x98cm / 116 kg

Optional Extras Page 18




STANDARD EQUIPMENT



OPTIONAL EXTRAS-PAGE 18

STANDARD EQUIPMENT



Batteries and charger included

BATTERY POWERED WALK BEHIND FLOOR SCRUBBER DRYER

code	8.516.0415
power supply	24V
scrubbing/squeegee width	660 / 800 mm
max working capacity	2970m ² /h
detergent tank capacity	67l/ 17.70 gall
recovery tank capacity	75-95 l/20.35-25 gal
traction	automatic
RPM/pressure on the brushes	150/24 kg/52.91 lbs
brush motor power	600W
detergent solution system	solenoid valve
depression/vacuum motor	1280 mmH ₂ O/480W
dimensions/weight	128x71x106cm /109kg



EASY-R 66 BT

- Suitable for maintenance in large areas (up to 2.200m²)
- User friendly control panel: forward speed setting, scrubbing and vacuuming selectors, battery charge indicator, traction direction indicator, key main switch
- Large handle with traction driving lever for forward and backward directions
- Self levelling brush plate
- Cover removable without tools
- Detergent solution tank with large opening protected by quick locking cap
- Parking brake directly on the wheel
- Non-marking wheels • easy squeegee regulating without tools • Movable shock-proof squeegee
- Hour meter and solenoid valve



ComfortXXS 66 BT

- Ideal for deep cleaning in large areas (up to 3200m²) large reduction in cleaning cost. Compact size and great manoeuvrability, just like walk behind models: suited for maintenance cleaning
- 32kg of constant pressure on the brushes
- Double counter rotating brush (66cm of scrubbing width) obtaining better stability and constant pressure.
- Great working autonomy (up to 4-5 hours) due to possibility to use 4 batteries 6V 240Ah and to rear wheel-drive
- Large load tank capacity (real load of 75l), resulting in reduced numbers of stops and maximum use of battery for effective operation of machine
- New ergonomic steering wheel design for user friendly controls and digital display
- Easy access to electrical components
- Inspection cover for fast and easy cleaning of water tank
- Automatic device that stops brushes and detergent water outflow when stationary
- Self-levelling brush plate
- Automatic detergent measuring system.



BATTERY POWERED RIDE ON FLOOR SCRUBBER DRYER

code	8.579.0002
power supply	24V
max working capacity	3250m ² /h
scrubbing/squeegee width	660/855 mm
detergent tank capacity	75 l/19.81 gal
recovery tank capacity	75-80 l/19.81-21.13 gal
brush motor power	2x400 W
depression/vacuum motor	1280 mmH ₂ O/400 W
traction	rear wheel-drive /400W
RMP pressure on the brushes	150/32kg/70.54 lbs
max gradient/empty/full tank	13%/10%
depression/vacuum motor	1700mmH ₂ O/400W
dimensions/weight	123x63hx121cm /160 kg

STANDARD EQUIPMENT



Batteries + charger included



ComfortXS-R 85 UP

BATTERY POWERED RIDE ON FLOOR SCRUBBER DRYER

- Ideal for deep cleaning over large areas (up to 4000m²) meaning considerable reduction in cleaning costs
- More than 50 kg of constant pressure on the brushes
 - Large load tank capacity, resulting in reduced number of stops and battery charge for effective operation of the machine
 - Compact size (850mm scrubbing width)
 - Stability even when fully loaded, front independent wheel-drive with tight steering radius
 - Recovery tank control window for cleaning and easy ordinary maintenance
 - Automatic brush plate lifting system
 - Automatic squeegee lifting system
 - Automatic squeegee lifting while in reverse
 - Automatic stopping of brushes and detergent water overflow when machine is stationary
 - Anti-foam devise
 - Self-levelling brushes
 - Integrated on-board battery charger.



code	8.579.0002
power supply	24V
max working capacity	4100m ² /h
scrubber/squeegee width	850/900 mm
detergent tank capacity	110 l/29.05 gal
recovery tank capacity	130-155 l/34.35-40.95 gal
brush motor power	1000W
depression/vacuum motor	1734 mmH ₂ O/480W
traction type/power	front wheel-drive /600W
RMP pressure on the brushes	150/50kg/110.23 lbs
depression/vacuum motor	1700mmH ₂ O/400W
dimensions/weight	116x51x98cm /116 kg

STANDARD EQUIPMENT



Centro

Even the largest cleaning task with the appropriate equipment can be a breeze on a ride-on LAVOR Scrubber/Dryer




























Floor Chemical




Maintain 20L
0.077.0017



HD Scrubsol 20L
0.077.0016

SCL50B	EASY-R 66 BT	ComfortXXS 66 BT	ComfortXS-R 85 UP
 <ul style="list-style-type: none"> • 2 x 0.107.0063 AGM Battery 12 MFP 105 12V 105Ah C5 	 <ul style="list-style-type: none"> • 2 x 0.107.0063 AGM Battery 12 MFP 105 12V 105Ah C5 	 <ul style="list-style-type: none"> • 4 x 0.107.0072 AGM battery 6 MFP 180 6V 180Ah C5 	 <ul style="list-style-type: none"> • 4 x 0.107.0072 AGM Battery 6 MFP 180 6V 180Ah C5
 <ul style="list-style-type: none"> • 4.508.1178 Polyurethane front blade L.830 • 4.508.1177 Polyurethane rear blade L.870 	 <ul style="list-style-type: none"> • 4.508.1178 Polyurethane front blade L.830 • 4.508.1177 Polyurethane rear blade L.870 	 <ul style="list-style-type: none"> • 4.508.1594 Polyurethane front blade L.960 • 4.508.1596 Polyurethane rear blade L.1000 	 <ul style="list-style-type: none"> • 4.508.1251 Polyurethane front blade L.1027 • 4.508.1252 Polyurethane rear blade L.1150
 <ul style="list-style-type: none"> • 5.511.2239 Tynex brush 483 mm-19" • 5.511.2240 PP 0,3 brush 483 mm-19" • 5.511.2241 PES brush 483 mm - 19" 	 <ul style="list-style-type: none"> • 2x 5.511.2208 Tynex brush 330 mm-13" • 2x 5.511.2209 PP 0,3 brush 330 mm-13" • 2x 5.511.2210 PES brush 330 mm-13" 	 <ul style="list-style-type: none"> • 2 x 5.511.2208 Tynex brush 330 mm-13" • 2 x 5.511.2209 PP 0,3 brush 330 mm-13" • 2 x 5.511.2210 PES brush 330 mm - 13" 	 <ul style="list-style-type: none"> • 2x 5.511.2229 Tynex brush 430 mm-17" • 2x 5.511.2230 PP 0,3 brush 430 mm-17" • 2x 5.511.2231 PES brush 430 mm - 17"
 <ul style="list-style-type: none"> • 5.511.2242 EWU pad driver 483 mm-19" 	 <ul style="list-style-type: none"> • 2x 5.511.2211 EWU pad driver 330mm-13" 	 <ul style="list-style-type: none"> • 2 x 5.511.2211 EWU pad driver 330 mm-13" 	 <ul style="list-style-type: none"> • 2x 5.511.2232 EWU pad driver 430 mm-17"
<p>(5 pcs package)</p>  <ul style="list-style-type: none"> • 6.508.0034 483 mm-19"- beige • 6.508.0041 483 mm-19"- green • 6.508.0048 483 mm-19"- black 	<p>(5 pcs package)</p>  <ul style="list-style-type: none"> • 6.508.0030 - 340 mm-13"- beige • 6.508.0037 - 340 mm-13"- green • 6.508.0044 - 340 mm-13"- black 	<p>(5 pcs package)</p>  <ul style="list-style-type: none"> • 6.508.0030 - 340 mm-13"- beige • 6.508.0037 - 340 mm - 13"- green • 6.508.0044 - 340 mm - 13"- black 	<p>(5 pcs package)</p>  <ul style="list-style-type: none"> • 6.508.0032 - 430 mm - 17"- beige • 6.508.0039 - 430 mm - 17"- green • 6.508.0046 - 430 mm - 17"- black
 <ul style="list-style-type: none"> • 0.108.0028 Electric cord 2 m with AU plug 	 <ul style="list-style-type: none"> • 0.108.0028 Electric cord 2 m with AU plug 	 <ul style="list-style-type: none"> • 0.108.0028 Electric cord 2 m with AU plug 	 <ul style="list-style-type: none"> • 0.108.0028 Electric cord 2 m with AU plug
	 <ul style="list-style-type: none"> • 0.108.0078 Battery Charger 24V 13A 220-240/50-60 		



Etna4.1

EQUIPPED WITH:

- Stainless steel body AISI 304
- Ready steam warning lamp
- Boiler 3kW S/S AISI 304 - Thickness 25/10
- Low level water lamp indicator
- Boiler is refilled continuously
- Switch for using chemicals and detergents mixed with steam
- Device for cleaning hot water mixed with steam
- Washable filter
- Flex hose 4m
- Recovery tank capacity 64l
- Drain hose system
- Steam regulation
- Wheels suitable for use in food processing area
- Blower system available
- ON/OFF main switch with indicator lamp
- ON/OFF boiler switch with indicator lamp

code	8.451.0201
max steam pressure/temp	7bar/165°C
boiler absorbed power	3000W/230V ~50Hz (Ph 1)
vacuum motor absorbed power	1100W
column depression/air flow	20.39kPa/220 m³/h
water tank/detergent tank capacity	5lt/5lt



STANDARD EQUIPMENT

5.211.0068 Hose 4m



STANDARD EQUIPMENT

6.402.0085
10m Hose



6.402.0082
6.405.0207



AVAILABLE IN 12V BATTERY AS AGAINST THIS 230V VERSION

STEAM GENERATOR/FUEL OPERATED:

Kolumbo

code	8.628.0006
max steam pressure/temp	10bar/178°C
absorbed power	350W/230V ~50Hz(Ph1)
steam production	37.5kg/h
burner type/fuel consumption	diesel/3.0 lph
water tank/fuel tank capacity	25 lt/25 lt



- Vertical burner with high thermal efficiency steel coil
- Auxiliary motor for burner
- Discharge valve: allows a complete discharge of the boiler
- Temperature regulator: the temperature is set by an electronic regulator
- Steam pressure gauge
- Temperature regulator
- Low fuel lamp
- Integrated detergent tank with detergent delivery controller by the gun
- double pipe gas-oil pump
- User-friendly control panel
- Unit can be continually refilled



GV Vesuvio 18

STEAM GENERATOR/FUEL OPERATED:

code	8.452.0002
max steam pressure/temp	10 bar/180° C
absorbed power	18000W/400V~50Hz (Ph 3)
steam production	26.5 kg/h
burner type/fuel consumption	diesel/3.0 lph
water tank/fuel tank capacity	25 lt/25 lt



- Built-in AISI 304 stainless steel
- Pivoting wheels with brakes, suitable for use in food processing areas
- The boiler can be refilled from the tank provided (continuous duty)
- Temperature regulator, discharge valve and pressure gauge
- Device for using chemicals and detergents mixed with steam
- Control with low tension controls
- Control panel: ON-OFF main switch, indicator lamp, thermoregulator, boiler activating key, gun activating key
- Timer cycle.



FF70

Heats up to 158 sq. meters. Perfect for heating medium sized areas – garages, workshops, construction sites. Built in thermostat control with Digital display of ambient air temperature. Operates for up to 9 hours on one tank of fuel.

FAN FORCED DIESEL SPACE HEATER

code	8.700.0003
type of heater	fan forced
heat output	70,000 BTU (20.5KW)
area coverage (max)	158 sqm
fuel tank capacity	19 litres
weight (empty)	12 kg
heat control	thermostat



FAN FORCED DIESEL SPACE HEATER

code	8.700.0005
type of heater	fan forced
heat output	175,000 BTU (51.3 KW)
area coverage (max)	400 sqm
fuel tank capacity	49 litres
fuel consumption	4.9 lph
weight (empty)	29 kg
heat control	thermostat
manoeuvrability	portable trolley



FF175

Heats up to 400 sq. meters. Perfect for heating larger sized areas – garages, workshops, construction sites. Built in thermostat control with Digital display of ambient air temperature. Operates for up to 10 hours on one tank of fuel. Trolley and 25cm pneumatic wheels for easy transportation.



PT70SS-PLUS

Heats up to 175 sq. meters. Perfect for heating small areas – garages, workshops, construction sites. This radiant heater is much quieter than the conventional fan forced heater with less than half the noise factor. The radiant heating system supplies infrared rays in addition to the heat from the gentle fan operation. Light weight and ultra portable and has a safety shut off system. Operates for up to 6 hours on one tank of fuel.

The unit comes with a thermostat control which also shows the ambient temperature.

RADIANT DIESEL SPACE HEATER

code	8.700.0001
type of heater	radiant
heat output	70,000 BTU (20.5 KW)
area coverage (max)	175 sqm
fuel tank capacity	15 litres
fuel consumption	1.9 lph
weight (empty)	15 kg
heat control	thermostat
noise factor	very very quiet
manoeuvrability	carry
operates for up to	6-7 hours



**OPTIONAL
TROLLEY AVAILABLE
PT70TWK**



PT125SS

Heats up to 312 sq. meters. Perfect for heating larger areas – garages, workshops, construction sites. This radiant heater is much quieter than the conventional fan forced heater with less than half the noise factor. The radiant heating system supplies infrared rays in addition to the heat from the gentle fan operation. The main heater face has a tilt function for better positioning and comes on a trolley for easy manoeuvring. Unit has a safety shut off system. Operates for up to 18 hours on one tank of fuel.

RADIANT DIESEL SPACE HEATER

code	8.700.0002
type of heater	radiant
max heat output	125,000 BTU (36.6 KW)
area coverage (max)	312 sqm
fuel tank capacity	53 litres
fuel consumption	3.4 lph/2.6lph
weight (empty)	38 kg
heat control	low/high speed heat setting
noise factor	very very quiet
manoeuvrability	portable trolley
operates up to	15-17 hours



Diesel Radiant Heater Spare Parts

Description	PT70SS PLUS from Model -2020 and above	PT125 SS from Model -2020 and above
Carry Handle	PIS 75-001-0060	
Fuel Tank Cap Assembly	PIS 75-002-0110	PIS 72-002-0100
Fuel Filter Assembly	PIS 75-023-0285	01.02.72.012510062
Main PCB Assembly	PIS 75.058.0600.17	PIS 72.025.0450
Nozzle	PIS 75-036-0435	PIS 72-036-0110
Diffusion Cap	PIS 75.036.0500	PIS 72-036-0210
Photocell Assembly	PIS 75-038-0200	PIS 72-038-0210
Spark Plug	PIS 75-075-0200	PIS 75-075-0200
Ignitor	PIS 75-025-0125	PIS 72-025-0125
Ceramic Fibre	PIS 75-035-0830	PIS 72-035-0620
Heat Plate	PIS 75-012-0600	PIS 72-012-0400
Safety Guard	PIS 75-012-0310	
(Power) Switch	PIS 75-012-0110	PIS 72-012.0100
Electronic Pump Assembly	PIS 75-027-0260	PIS 75-027.0150
Cooling Fan Assembly	PIS 75-047-0200	
Shell Guard	PIS 75-012-0310	

Diesel Forced Air Heater Spare Parts

Description	FF70 from Model -2020 and above	FF125 from Model -2020 and above
Fuel Filter Assembly	PIS 70-003-0100	PIS 70-003-0200
Rotor Kit	PIS 70-022-0100	PIS 70-022-0200
Air Filter	PIS 70-054-0100	PIS 70-054-0100
Nozzle	PIS 70-015-0200	PIS 70-015-0400
Ignitor	PIS 70-037-0120	PIS 70-037-0320
Main PCB Assembly	PIS 70-027-0160	PIS 70-037-0320



AC20 2.0kW Portable Industrial Spot Air Conditioner

- Flexible & Detachable Air Vent Pipe
- Cleanses & Dehumidifies Air
- Removable / Washable Filter
- Portable Unit with Wheel Locks
- Condensation Water Container with Fixed Drainage Nipple Option
- Refrigerant Refill/Top Up Portal
- Cooling Area – 30m2
- Refrigerant Type – R410A
- Refrigerant Charge – 460 grams
- Noise Level – 55dB
- Temperature Operating Parameters – 18C – 45C

AC20 (1 Outlet)

code	8.700.0030
refrigerating capacity	2000W
Blast capacity	400m3/h
power specifications	240V, 1Ph, 950W (4.2 Amps)
cooling area (room mode)	30m2
noise level	55dB
dimension/weight	56x33x72cm / 25.5kg
Cooling/Exhaust Outlet Size	120mm/160mm



AC38 (2 Outlets)

code	8.700.0031
refrigerating capacity	3800W
Blast capacity	600m3/h
power specifications	240V, 1Ph, 2000W (7.5 Amps)
cooling area (room mode)	15-25m2
noise level	55dB
dimension/weight	50x57x95cm / 60kg
Cooling/Exhaust Outlet Size	120mm/270mm



AC38 3.8kW

Portable Industrial Spot Air Conditioner

- Flexible & Detachable Air Vent Pipes (2)..
- Cleanses & Dehumidifies Air
- Removable / Washable Filter
- Portable Unit with Wheel Locks
- Condensation Water Container with Fixed Drainage Nipple Option
- Refrigerant Refill/Top Up Portal
- Cooling Area – 40m2
- Refrigerant Type – R410A
- Refrigerant Charge – 800 grams
- Noise Level – 60dB
- Temperature Operating Parameters – 18C – 45C



AC71 7.1kW

Portable Industrial Spot Air Conditioner



- Flexible & Detachable Air Vent Pipes (3).
- Cleanses & Dehumidifies Air
- Removable / Washable Filter
- Portable Unit with Wheel Locks
- Condensation Water Container with Fixed Drainage Nipple Option
- Refrigerant Refill/Top Up Portal
- Cooling Area – 55m2
- Refrigerant Type – R410A
- Refrigerant Charge – 1050 grams
- Noise Level – 65dB
- Temperature Operating Parameters – 18C – 45C

AC71 (3 Outlets)

code	8.700.0032
refrigerating capacity	7000W
Blast capacity	1200m3/h
power specifications	240V, 1Ph, 3000W (13.5 Amps)
cooling area (room mode)	25-45m2
noise level	65dB
dimension/weight	70x74x215cm / 105kg
cooling/exhaust outlet size	120mm/300mm
condensation tank capacity	25lt
refrigerant	R410A/1150g



High-pressure nozzle



3.103.0010	high-pressure nozzle 0.30
3.103.0014	high-pressure nozzle 0.35
3.103.0012	high-pressure nozzle 0.40
3.103.0003	high-pressure nozzle 0.45
3.103.0004	high-pressure nozzle 0.50
3.103.0006	high-pressure nozzle 0.55
3.103.0015	high-pressure nozzle 0.65
3.103.0017	high-pressure nozzle 0.70

High-pressure nozzle Vario hi/lo 1/4 inlet



0.999.0209	high-pressure nozzle 0.35
0.999.0210	high-pressure nozzle 0.40
0.999.0211	high-pressure nozzle 0.70

Nozzle, drain cleaner, 3 back 1 forward



3.103.0034	high-pressure nozzle 0.40
3.103.0035	high-pressure nozzle 0.50
3.103.0036	high-pressure nozzle 0.70



Turbo nozzle

Turbo nozzle 5600 PSI:
1/4" F brass

0.999.0129	turbo nozzle - 0.45
0.999.0128	turbo nozzle - 0.70




Turbo nozzle

Turbo nozzle 3600 PSI:
1/4" F brass

0.999.0131-HO	turbo nozzle max 3600psi - 0.30
0.999.0135-HO	turbo nozzle max 3600psi - 0.35
0.999.0140-HO	turbo nozzle max 3600psi - 0.40
0.999.0126-HO	turbo nozzle max 3600psi - 0.45
0.999.0165-HO	turbo nozzle max 3600psi - 0.65

See Nozzle Size Guide on page 31

Gun with extensible telescopic lance



Adapters are required to connect the gun to a 3/8" hose

With coupling for quick coupling nozzle (without nozzle)



Code	Pressure			Flow rate l/m	Length		Temperature °C
	bar	psi	MPa		min. mm	max. mm	
0.999.3002	250	3625	25	30	2000	3700	90
0.999.3006	250	3625	25	30	2700	7300	90



LAV8.540.0019 Belt support for telescopic lance

0.999.3045 Curved lance set for gutters washing

Code	Description	Hole
0.999.1001	Quick coupling nozzle	030
0.999.1002	Quick coupling nozzle	035
0.999.1003	Quick coupling nozzle	040
0.999.1004	Quick coupling nozzle	045

Water Broom

Extension not included



Code	Description
0.999.3013	Water Broom Face Down
0.999.3055	Water Broom Under Car Face Up

High pressure hose



	8 m HP hose - 15 mm-QR nipple end	10 m HP hose - with half reel 15mm QR nipple end	8 m 1/4" HP hose - 3/8" - 15mm end	10 m 1/4" HP hose - 3/8" - 3/8" F end	10 m 5/16" HP hose - 3/8" F - coupling end	10 m 1/4" HP hose - 1/4" F - 15mm end	12 m 1/4" HP hose QR ends	15 m 3/8" HP hose QR ends	20 m 3/8" R2 HP hose 3/8" F ends	30 m 3/8" R2 HP hose 3/8" F ends
SPACE 180	•									
RHINO 150	•									
VERTIGO 28		•								
MAINE 1409 XP										
TUCSON 1211			•							
HYPER C 1211				•				▲	▲	
HYPER C 2015				•				▲	▲	
HYPER C2021				•				▲	▲	
WALL MOUNT 1211				•				▲	▲	
WALL MOUNT 2015				•				▲	▲	
MISSISSIPPI		•						■	■	
DARWIN PLUS 1310 XP			•							
LKX 1310				•				▲	▲	
HYPER L 1211				•				▲	▲	
HYPER L 2015				•				▲	▲	
HYPER T 2021				•				▲	▲	
THERMIC 7						•				
POWER 4000							•			
THERMIC 3500							•			
THERMIC 4000							•			

- = Standard
- = Required (adapter 3.749.0187)
- ▲ = Required (adapter 3.100.0043)

Lance



	Lance Plastic Bayonet - QR end	Lance Metal Bayonet - QR end	Lance Metal M22 - QR end	Lance Vario M22 end	Lance DEG 500mm M22	Lance DEG 700mm M22	Lance Fixed 700mm M22	Lance 900mm 1/4M
SPACE 180	•							
RHINO 150	•							
VERTIGO 28		•						
MAINE 1409 XP				•				
TUCSON 1211					•			
HYPER C 1211					•			
HYPER C 2015					•			
HYPER C2021					•			
WALL MOUNT 1211						•		
WALL MOUNT 2015						•		
MISSISSIPPI					•			
DARWIN PLUS 1310 XP					•			
LKX 1310					•			
HYPER L 1211						•		
HYPER L 2015						•		
HYPER T 2021						•		
THERMIC 7			•					
POWER 4000							•	
THERMIC 3500							•	
THERMIC 4000							•	

Turbo Nozzle



	Turbo Nozzle Domestic QR	Turbo Nozzle Domestic QR	Turbo Nozzle QR 030	Lance Turbo Nozzle 030	Lance Turbo Nozzle 040	Lance Turbo Nozzle 045	Lance Turbo Nozzle 065
SPACE 180	•						
RHINO 150	•						
VERTIGO 28		•					
MAINE 1409 XP				•			
TUCSON 1211					•		
HYPER C 1211					•		
HYPER C 2015					•		
HYPER C2021						•	
WALL MOUNT 1211					•		
WALL MOUNT 2015					•		
MISSISSIPPI				•			
DARWIN PLUS 1310XP				•			
LKX 1310					•		
HYPER L 1211					•		
HYPER L 2015					•		
HYPER T 2021						•	
THERMIC 7		•					
POWER 4000					▲		
THERMIC 3500					▲		
THERMIC 4000					▲		

- ▲ = Required (adapter 0.999.0104)

Gun



	Gun QR inlet Bayonet outlet	Gun QR inlet Bayonet outlet	Gun 1/4M inlet M22 outlet	Gun W/Swivel & REG 3/8 M	Gun W/Swivel & 3/8 M	Gun 3/8 M inlet M22 outlet	Pistol 3/8 F inlet 1/4 F outlet
SPACE 180	•						
RHINO 150	•						
VERTIGO 28		•					
MAINE 1409 XP			•				
TUCSON 1211					•		
HYPER C 1211					•		
HYPER C 2015					•		
HYPER C2021					•		
WALL MOUNT 1211					•		
WALL MOUNT 2015					•		
MISSISSIPPI					•		
DARWIN PLUS 1310 XP					•		
LKX 1310					•		
HYPER L 1211				•			
HYPER L 2015				•			
HYPER T 2021				•			
THERMIC 7			▲				
POWER 4000							•
THERMIC 3500							•
THERMIC 4000							•

- ▲ = Required (adapter 3.100.0240)

Nozzle



	Nozzle Vario Head	Nozzle QR Kit 035	Nozzle 1/8 M 030	Nozzle 1/8 M 045	Nozzle 1/8 M 055	Nozzle 1/8 M 070	Nozzle QR Kit 040
SPACE 180	•						
RHINO 150	•						
VERTIGO 28		•					
MAINE 1409 XP							
TUCSON 1211				•			
HYPER C 1211				•			
HYPER C 2015				•			
HYPER C2021						•	
WALL MOUNT 1211				•			
WALL MOUNT 2015				•			
MISSISSIPPI			•				
DARWIN PLUS 1310XP			•				
LKX 1310				•			
HYPER L 1211				•			
HYPER L 2015				•			
HYPER T 2021						•	
THERMIC 7							•
POWER 4000							•
THERMIC 3500							•
THERMIC 4000							•

Lance



Code	Description
0.999.0300	Lance Shaft 300mm 1/4 M moulded
0.999.4002	Lance Shaft 900mm 1/4 M moulded
3.501.0028	Lance Shaft 1200mm 1/4 M moulded
3.501.0030	Lance Shaft 1500mm 1/4 M moulded
3.501.0026	Lance Shaft 1700mm 1/4 M moulded
3.501.0027	Lance Shaft 2000mm 1/4 M moulded

Pistols / Guns



Code	Description	PSI
0.999.0011	Pistol VEGA Tuff 3/8 F Swivel Inlet 1/4 F Outlet	5000 Max
0.999.4001	Pistol 3/8 F Inlet 1/4 F Outlet	5000 Max
3.700.0028	Gun RL 37 3/8 F Swivel Inlet Coupling Outlet	5000 Max
3.700.0029	Gun AL 55 3/8 M Swivel Inlet Coupling Outlet	5000 Max
3.700.0030	Gun AL 55 3/8 M Inlet Coupling Outlet	5000 Max
3.700.0036	Gun AL 15 3/8 M Inlet Coupling Outlet	5000 Max
6.001.0082	Gun MV 3008 1/4 M Inlet Coupling Outlet	3200 Max



Kit pipe cleaning hose with nozzle

Code	Description	Length	Max. pressure			Inlet	Outlet
			m	bar	psi		
0.999.0134	Kit pipe cleaning hose	30	210	3045	21	M 22 - M	Stainless steel nozzle
0.999.0179	Kit pipe cleaning hose	20	210	3045	21	M 22 - M	Stainless steel nozzle



Double lance



LAV. 0999.0120 Double lance with regulator mm 500



0.999.0120 Double lance with regulator mm 700

Foam lance



Foam lance max 250 bar
Foam lance max temperature 90° C.
For gun M 22 max 250 bar

6.602.0003 Foam lance

Foam lance with regulator



Foam lance max 180 bar with tank 1 lt.
coupling not included (see page 29)

6.602.0053 1.4 nozzle to suit 15-21 L/M

6.602.0051 1.25 nozzle to suit 9-15 L/M

Water filter 3/4 F - 3/4 M



Water filter
Water filter - 3/4 F - 3/4 M
80 micron

3.102.0011 Water filter

Water filter 3/4 F - 3/4 F



Water filter
Water filter - 3/4 F - 3/4 F

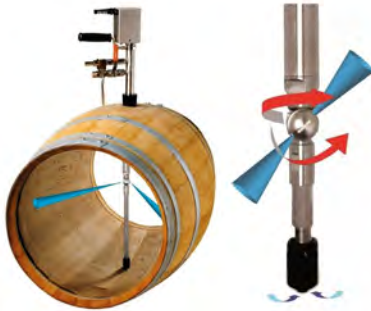
0.999.1045 Plastic water filter

0.999.3034 Cartridge

Motorized Barrel Cleaner



- S. S. motorized head for case and tank cleaning
- Complete orbital internal coverage
- Complete with nozzles and converter



Barrel Cleaner	
code	0.999.0251
operat. pressure	220 bar - 3190 psi
allowed pressure	250 bar - 3625 psi
operat. delivery rate	1260 l/h - 5,56 GPM
nominal temperature	90° C
min. diameter	40 mm
nozzle type	2 x M4


Floor Surface Cleaner

Whirl-away Stainless Steel A	
code	0.100.1000
operating pressure	5000 psi
size	20" with wheels
flow delivery rate	11-21 Litres P/M
nominal temperature	60° C

Whirl-away Stainless Steel C	
code	0.100.1005
operating pressure	4000 psi
size	16" with wheels
flow delivery rate	11-15 Litres P/M
nominal temperature	60° C

Whirl-away Poly B	
code	0.100.0006
operating pressure	4000 psi
size	20" without wheels
flow delivery rate	11-21 Litres P/M
nominal temperature	60° C

Whirl-away Poly D	
code	0.100.1003
operating pressure	3000 psi
size	14" without wheels
flow delivery rate	9-11 Litres P/M
nominal temperature	60° C



Adaptors for high pressure hoses

3/8" M 3/8" M



Code: 0.999.1011

3/8" M 15mm



Code: 4.606.0053

1/4" M M 22



Code: 4.006.0062

3/8" M 1/2" 11mm



Code: 3.100.0043

3/8" F QR 3/8" F



Code: 0.999.0106

3/8" M 1/2" 11mm



Code: 3.100.0018

3/8" M QR 3/8" F



Code: 0.999.0105

1/4" F QR 1/4" F



Code: 0.999.0107

3/8" F QR 3/8" M



Code: 0.999.0202

3/8" M QR 3/8" M



Code: 0.999.0103

1/4" F QR 1/4" M



Code: 0.999.0203

1/4" M QR 1/4" M



Code: 0.99-9.0104

High pressure hoses



Code	Description	Ends	Ends
4.618.0012	10 meter high pressure hose R2	3/8" F	3/8" F
0.999.0117	15 meter high pressure hose R1	3/8" F	3/8" M
0.999.0100	20 meter high pressure hose R2	3/8" F	3/8" F
0.999.0130	30 meter high pressure hose R2	3/8" F	3/8" F

Wall mount hose reel

Hose not Included



Code	Description	Inlet	Outlet
0.999.0119	Wall mount hose reel 30 metre capacity	3/8" F	1/2" M

Automatic retractable hose reel

Hose not Included



Code	Description	Inlet	Outlet
0.999.0118	Powder coated steel automatic 20 metre hose reel	3/8" F	1/2" M
0.999.0171	Stainless steel automatic 20 metre hose reel	3/8" F	1/2" M
0.999.0172	Powder coated steel automatic 35 metre hose reel	3/8" F	1/2" M
0.999.0175	Stainless steel automatic 35 metre hose reel	3/8" F	1/2" M

Car Wash Wash Bay Instalation



Single Ceiling Boom



Length	Inlet	Rated PSI	Flow	Temp.	Material	Other
1980mm	1/4" Bsp F	2600 Psi	40 l/min.	90°C	Stainless	End Spring
1750mm	1/4" Bsp F	2600 Psi	40 l/min.	90°C	Stainless	Two Spring
2500mm	1/2" Bsp F	2600 Psi	40 l/min.	90°C	Stainless	Two Spring

Dual Ceiling Boom



Length	Inlet	Rated PSI	Flow	Temp.	Material	Other
1600mm & 1750mm	3/8" Npt F			90°C	Stainless	Single Spring

Nozzle & Washing Accessories

Quick Selection Chart



Size How to read: 1) Use your Pressure (Bar or Psi) 2) Follow down to reach your Flow (@ l/min) 3) Is answer ie Nozzle Size

	Gauge (Hole Size)	60 Bar 870Psi	80 Bar 1160Psi	100 Bar 1450Psi	120 Bar 1740Psi	140 Bar 2030Psi	150 Bar 2175Psi	160 Bar 2320Psi	180 Bar 2610Psi	200 Bar 2900Psi	220Bar 3190Psi	240 Bar 3480Psi	250 Bar 3625Psi	280 Bar 4060Psi	280 Bar 4060Psi	280 Bar 4060Psi	300 Bar 4350Psi	320 Bar 4640Psi	350 Bar 5075Psi	380 Bar 5510Psi	4206 6090Psi	450Bar 6525Psi	500Bar 7250Psi
02	.034" / .86mm	3.6	4.1	4.6	5.0	5.4	5.6	5.8	6.2	6.5	6.8	7.1	7.3	7.7	7.7	7.7	8.0	8.2	8.6	9.0	9.4	9.8	10.3
023		3.9	4.5	5.0	5.5	5.9	6.1	6.3	6.7	7.1	7.4	7.7	7.9	8.4	8.4	8.4	8.7	8.9	9.4	9.7	10.1	10.6	11.2
025	.042" / 1.07mm	4.3	5.0	5.6	6.1	6.6	6.9	7.1	7.5	7.9	8.0	8.7	8.4	9.4	9.4	9.4	9.7	10.0	10.5	10.9	11.5	11.9	12.5
027		4.7	5.5	6.1	6.7	7.2	7.5	7.7	8.2	8.6	9.0	9.5	9.6	10.2	10.2	10.2	10.6	10.9	11.4	11.9	12.5	12.9	13.6
03	.043" / 1.09mm	5.2	6.0	6.7	7.3	7.9	8.2	8.5	9.0	9.5	9.9	10.4	10.6	11.2	11.2	11.2	11.6	12.0	12.5	13.1	13.7	14.2	15.0
032		5.5	6.4	7.1	7.8	8.4	8.7	9.0	9.5	10.0	10.5	11.0	11.2	11.9	11.9	11.9	12.2	12.7	13.3	13.8	14.6	15.1	15.9
035	.048" / 1.22mm	6.0	7.0	7.8	8.5	9.2	9.6	9.9	10.5	11.0	11.6	12.1	12.3	13.1	13.1	13.1	13.5	14.0	14.6	15.2	16.0	16.5	17.4
035	Honda	6.0	7.0	7.8	8.5	9.2	9.6	9.9	10.5	11.0	11.6	12.1	12.3	14.6	14.6	14.6	14.7	14.8	14.8	15.2	16.0	16.5	17.4
04	.052" / 1.32mm	7.0	8.1	9.1	10.0	10.8	11.1	11.2	12.2	12.9	13.5	14.8	14.4	15.2	15.2	15.2	15.8	16.3	17.0	17.7	18.6	19.3	20.3
040	.052" / 1.32mm Powerease	7.0	8.1	9.1	10.1	10.8	11.1	11.5	12.2	12.9	13.5	14.1	14.4	15.2	15.2	15.2	15.8	16.3	17.0	17.7	18.6	19.3	20.3
045	.055" / 1.40mm	8.0	9.2	10.3	11.3	12.2	12.6	13.0	13.8	14.6	15.3	16.0	16.3	17.2	17.2	17.2	17.8	18.4	19.3	20.1	21.1	21.8	23.0
05	.057" / 1.45mm	8.7	10.0	11.2	12.3	13.3	13.7	14.2	15.0	15.8	16.6	17.4	17.7	18.7	18.7	18.7	19.4	20.0	21.0	21.8	23.0	23.8	25.0
053		9.3	10.7	12.0	13.1	14.2	14.7	15.2	16.1	17.0	17.8	18.6	19.0	20.1	20.1	20.1	20.8	21.5	22.4	23.4	24.6	25.5	26.8
055	.060" / 1.52mm	9.8	11.2	12.6	13.8	14.9	15.4	15.9	16.9	17.8	18.7	19.5	19.9	21.1	21.1	21.1	21.8	22.5	23.6	24.6	25.8	26.7	28.2
06	.060" / 1.57mm	10.6	12.3	13.7	15.0	16.1	16.8	17.3	18.4	19.4	20.3	21.2	21.7	22.9	22.9	22.9	23.7	24.5	25.6	26.7	28.1	29.1	30.6
065	.064" / 1.63mm	11.5	13.2	14.8	16.2	17.5	18.1	18.7	19.9	20.9	22.0	22.9	23.4	24.8	24.8	24.8	25.6	26.5	27.7	28.9	30.3	31.4	33.
07	.067" / 1.70mm	12.4	14.3	16.0	17.5	18.9	19.6	20.2	21.5	22.6	23.7	24.8	25.3	26.8	26.8	26.8	27.7	28.6	29.9	31.2	32.8	33.9	35.8
08	.072" / 1.82mm	14.1	16.3	18.2	19.9	21.5	22.3	23.0	24.4	25.7	27.0	28.2	28.8	30.5	30.5	30.5	31.5	32.6	34.0	35.5	37.3	38.6	40.7
085	.074" / 1.88mm	15.0	17.4	19.4	21.3	23.0	23.8	24.5	26.0	27.4	28.8	30.1	30.7	32.5	32.5	32.5	33.6	34.7	36.3	37.8	39.8	41.1	43.4
09	.076" / 1.93mm	16.3	18.8	21.0	23.0	24.8	25.7	26.6	28.2	29.7	31.1	32.5	33.2	35.1	35.1	35.1	36.4	37.6	39.3	40.9	43.0	44.5	47.0
10	.080" / 2.03mm	17.8	20.6	23.0	25.2	27.2	28.2	29.1	30.9	32.5	34.1	35.6	36.4	38.5	38.5	38.5	39.8	41.1	43.0	44.8	47.1	48.8	51.4
12	.087" / 2.21mm	20.9	24.1	27.0	29.6	31.9	33.1	34.2	36.2	38.2	40.0	41.8	42.7	45.2	45.2	45.2	46.8	48.3	50.5	52.6	55.3	57.3	60.4
13	.091" / 2.31mm	23.2	26.8	30.0	32.9	35.5	36.7	37.9	40.2	42.4	44.5	46.5	47.4	50.2	50.2	50.2	52.0	53.7	56.1	58.5	61.5	63.6	67.1
20		35.6	41.1	46.0	50.4	54.4	56.3	58.2	61.7	65.1	68.2	71.3	72.7	77.0	77.0	77.0	79.7	82.3	86.1	89.7	94.3	97.6	102.9



Images and technical specifications of products and accessories are not binding and can be modified without notice.



Management system certified ISO 9001
for high pressure cleaners designing
and manufacturing.



Watch the video on youtube:
www.youtube.com/lavortv
www.youtube.com/lavorpro



Lavorwash Australia Pty Ltd

6-7/76 Rushdale Street Knoxfield Vic 3180, Australia

Tel. 03 9763 3400 Fax: 03 9763 3401

Website: www.lavorwash.com.au

Email: sales@lavorwash.com.au



Drawn Graphics - Victoria 07/2012